



AWP Presents

FOCUS FOR **Drupal**TM



Christopher DelCollo

President

Kai Johnson

Lead Developer



Why we love Drupal

Power and Ubiquity

Flexibility and Adaptability

Community



What needed improvement

Configuration

Administration experience

FOCUS FOR **Drupal**TM

For developers

Quick and standard setup

Easy configuration

Open Source

For site managers


*Drupal content
management made quick,
easy and simple.*

For site managers

Easy parent-child relationships

Tool-based approach to content

Revisioning and workflow

-  Content
 - Academic Division
 - Academic Program
 - Admin Pages
 - Alert
 - Article
 - Blog
 - Blog Post
 - Building
 - Campus
 - Case Study
 - Course
 - Course Section
 - Degree
 - Department
 - Event
 - FAQ
 - Facebook
 - Group
 - Homepage
 - Job Listing
 - Page
 - Person
 - Quicklinks
 - Room


ADMISSIONS ACADEMICS STUDENT LIFE COMMUNITY NEWS & EVENTS



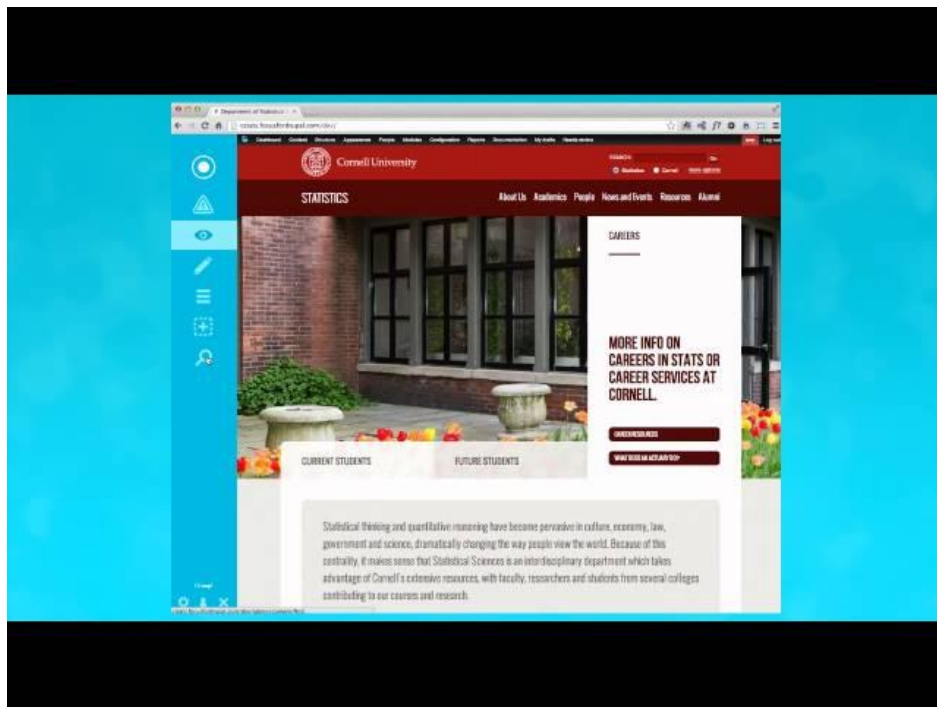
EVENTS

see where your success takes

- ADMISSIONS**
- ENROLLMENT**



FOCUS FOR Drupal™



See video at http://youtu.be/x-uVg1h_lrg

Under the hood: Installation

Automatic build script using drush make

```
$ make focus /path/to/focus
```

Under the hood: Installation

Browse to project in your browser.

Follow onscreen prompts.

Done!

Under the hood: Modules

4 core FOCUS modules

Under the hood: Modules

Mission Control

FOCUS FOR Drupal™

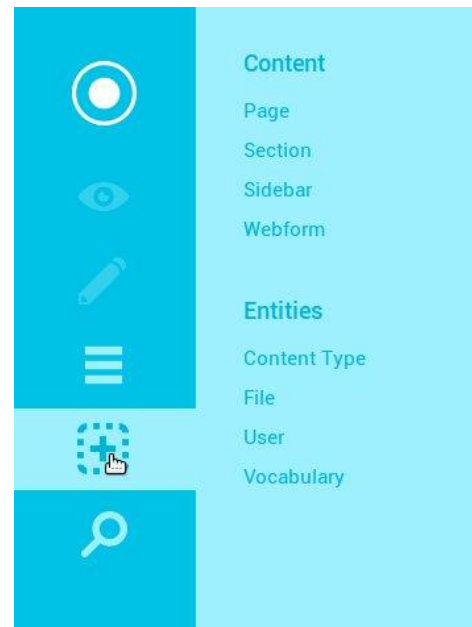
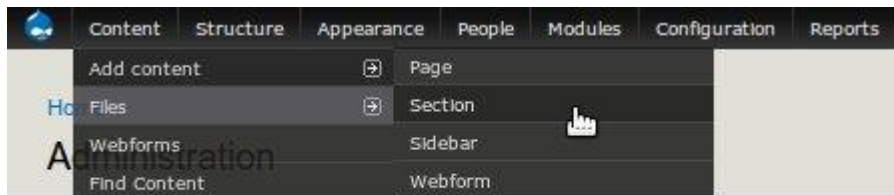
Mission Control

This screenshot shows the 'Create Basic page' form in Drupal 7. The interface includes a top navigation bar with links for Dashboard, Content, Structure, Appearance, People, Modules, Configuration, Reports, and Help. Below the navigation bar, there are sections for 'Title', 'Body (Edit summary)', and 'Text format' (set to Filtered HTML). A 'Menu settings' section is visible, containing a checkbox for 'Provide a menu link' which is checked. Other settings include 'Revision information', 'URL path settings', 'Comment settings', 'Authoring information', and 'Publishing options'. At the bottom, there are 'Save' and 'Preview' buttons.

This screenshot shows the 'Create Page' form in Drupal 8, featuring the Focus Mission Control sidebar on the left. The sidebar contains icons for home, view, edit, and search, along with a 'Hi focus!' greeting and system icons at the bottom. The main form area includes sections for 'Title & Description', 'Images', 'Sidebar', 'Menu settings', 'Revision information', 'URL path settings', 'Authoring information', and 'Publishing options'. A table for 'Menu settings' is visible, showing a link added to the main menu.

PARENT	LINK TITLE	SHOW IN NAVIGATION?	SHOW CHILDREN IN NAVIGATION?	ACTIONS
+ <Main menu>	<input type="text"/>	<input checked="" type="checkbox"/>	<input type="checkbox"/>	X

Mission Control



Under the hood: Modules

Mission Control

Structural

Structural

Parent Item

<Events> ▾

- <Events>
- Student Activities
- Event One (disabled)
- Block markup (disabled)
- Commit to Complete (disabled)
- Eventual Event (disabled)
- Healthy Snack Series (disabled)
- Social Media - Good vs. Bad (disabled)
- Campus Life
- Single Day Event (disabled)
- Transfer College Fair (disabled)
- Red Baron Half Marathon (disabled)
- Diversity: Family Guy & South (disabled)
- Midday Concert 11-21-13 (disabled)

links with larger weights.

PARENT

⊕

<Events> ▾

- <Events>
- Student Activities
- Campus Life

Under the hood: Modules

Mission Control

Structural

Toolkit

Under the hood: Modules

Mission Control

Structural

Toolkit

Sitewide

FOCUS FOR Drupal™

Sitewide

The screenshot shows the Drupal administration interface. The top navigation bar includes links for Dashboard, Content, Structure, Appearance, People, Modules, Configuration, Reports, and Help. The user is logged in as 'admin'. The breadcrumb trail is 'Home > Administration > Configuration > System'. The page title is 'Site information'. The configuration page is divided into several sections:

- SITE DETAILS**
 - Site name ***: Drupal 7.24
 - Slogan**: (empty)
 - E-mail address ***: kai@awepny.com
- FRONT PAGE**
 - Number of posts on front page**: 10
 - Default front page**: http://localhost/drupal-demo/node
- ERROR PAGES**
 - Default 403 (access denied) page**: http://localhost/drupal-demo/
 - Default 404 (not found) page**: http://localhost/drupal-demo/

A 'Save configuration' button is located at the bottom left of the page.

The screenshot shows the Drupal administration interface for 'Sitewide Settings'. The top navigation bar includes links for Dashboard, Content, Structure, Appearance, People, Modules, Configuration, Reports, and Help. The user is logged in as 'admin'. The breadcrumb trail is 'Home > Administration > Configuration > System'. The page title is 'Sitewide Settings'. The configuration page is divided into several sections:

- SITE DETAILS**
 - Short Site Name**: (empty)
 - Site name ***: FOCUS Demo
 - Slogan**: (empty)
 - E-mail address ***: kai@awepny.com
- FRONT PAGE**
 - Number of posts on front page**: 10
 - Default front page**: http://localhost/drupal-demo/node
- ERROR PAGES**
 - Default 403 (access denied) page**: http://localhost/drupal-demo/
 - Default 404 (not found) page**: http://localhost/drupal-demo/

A 'Save configuration' button is located at the bottom of the page.

Under the hood: Theming

It's up to you!

Under the hood: Theming

Zen

Under the hood: Theming

Zen

Vanilla

Under the hood: Theming

Zen

Vanilla

Prime

Under the hood: Theming

Zen

Vanilla

Prime

Reset-CSS / Dropcloth / Breakpoint

Coming Soon

Custom admin theme



Title & Content



Images



Sidebar



Menu Settings



Child View

Revisions

URL

yoursite.com/path_to_page

Authors

AWP - Feb. 2nd, 2013

Options

Published

SECTION TITLE +

Lorem Ipsum Dolor Sit Amet

SUMMARY (200 character limit)

Sed egestas, ante et vulputate volutpat, eros pede semper est, vitae luctus metus libero eu augue. Morbi purus libero, faucibus adipiscing, commodo quis, gravida id, est. Sed lectus. Praesent elementum hendrerit tortor. Sed semper lorem at felis. Vestibulum volutpat, lacus a ultrices sagittis.

BODY CONTENT

B *i*

Format

Morbi interdum mollis sapien. Sed ac risus. Phasellus lacinia, magna a ullamcorper laoreet, lectus arcu pulvinar risus, vitae facilisis libero dolor a purus. Sed vel lacus. Mauris nibh felis, adipiscing varius, adipiscing in, lacinia vel, tellus. Suspendisse ac urna. Etiam pellentesque mauris ut lectus.

Nunc tellus ante, mattis eget, gravida vitae, ultricies ac, leo. Integer leo pede, ornare a, lacinia eu, vulputate vel, nisl. Sed egestas, ante et vulputate volutpat, eros pede semper est, vitae luctus metus libero eu augue.

Save Changes

Cancel

What's next?

Tree View

Blueprint

Keep yourself posted

focusfordrupal.com

github.com/awp

